

# OIDB ACTIVITIES AT A GLANCE F.Y. 2017-18

(JANUARY – MARCH, 2018)



तेल उद्योग विकास बोर्ड

पेट्रोलियम एवं प्राकृतिक गैस मंत्रालय, भारत सरकार

**Oil Industry Development Board**

Ministry of Petroleum & Natural Gas Government of India

## OIDB ACTIVITIES AT A GLANCE.

In pursuance of its mandate, OIDB has been providing assistance through Grants to its five regular grantee institutes namely Directorate General of Hydrocarbons (DGH), Oil Industry Safety Directorate (OISD), Centre for High Technology (CHT), Petroleum Conservation Research Association (PCRA) and Petroleum Planning and Analysis Cell (PPAC). Besides, OIDB also provides grants to promote R&D by the Oil industrial concerns. Since FY-1975-76 to FY-2017-18, OIDB has disbursed a cumulative grant of Rs.3498.66 crore towards regular grant and grant for R&D activities which includes grant of Rs.314.52 disbursed by OIDB during the FY-2017-18.

OIDB has been providing loan assistance to oil PSUs ever since its creation in 1974-75 and disbursed a cumulative loan of Rs. 41 155.86 crore till the FY-2017-18 which includes loan assistance of Rs.157.58 crore to BCPL for their Assam Gas Cracker project and Rs.35.57 crore to GAIL Gas Ltd. for their City Gas Distribution project in the city of Bangaluru disbursed by OIDB during the FY-2017-18.

In addition, OIDB has also been providing need based advances to Oil Sector for various developmental activities. During FY-2017-18, an amount of Rs.1.50 crore has been provided to BLL for settlement of pending PF contribution with PF Authority on the directions of MOP&NG.

To ensure energy security, the Government of India had decided to set up 5.33 million metric tons (MMT) of strategic crude oil storages at three

locations namely, Visakhapatnam, Mangalore and Padur. These strategic storages would be in addition to the existing storages of crude oil and petroleum products with the oil companies and would serve as a cushion in response to external supply disruptions. The construction of the strategic crude oil storage facilities is being managed by Indian Strategic Petroleum Reserves Limited (ISPRL), a Special Purpose Vehicle, which is a wholly owned subsidiary of Oil Industry Development Board (OIDB). As against the approved equity contribution of Rs.3832.56 crore, OIDB has released a cumulative equity contribution of Rs.3698.16 crore to ISPRL till FY-2017-18 which includes equity of Rs.111.00 crore released to ISPRL during the FY-2017-18.

Besides, OIDB has also contributed Rs.40.00 crore towards Hydrogen Corpus Fund (HCF), which was created by Ministry of Petroleum and Natural Gas, Government of India to promote use of hydrogen as auto fuel. The total corpus of the fund is Rs. 100 crore, which is shared by OIDB and Oil PSUs in the ratio of 40:60. The approved eight projects under HCF have been completed at a cost of Rs.27.00 crore. A total corpus of Rs.147.47 crore (approx.) exists as on 31.03.2018 under HCF.

In addition to its mandated activities, OIDB organized its 43rd foundation day on 13th January, 2018 and Hindi workshop during the quarter ending March, 2018.

## BASIC PETROLEUM STATISTICS

| S. No. | Particulars  | Unit/BASE    | 2013-14 | 2014-15 | 2015-16 | 2016-17               |
|--------|--|--------------|---------|---------|---------|-----------------------|
| 1      | CRUDE OIL PRODUCTION IN INDIA  | MMT          | 37.8    | 37.5    | 36.9    | 36.0                  |
| 2      | PRODUCTION OF PETROLEUM PRODUCT IN INDIA                             | MMT          | 220.3   | 220.7   | 231.2   | 243.5                 |
| 3      | CONSUMPTION OF PETROLEUM PRODUCTS IN INDIA                           | MMT          | 158.4   | 165.5   | 184.7   | 194.6                 |
| 4      | NATURAL GAS (Gross Production)                                       | MMSCMD       | 97.01   | 92.21   | 88.11   | 87.4                  |
| 5      | NATURAL GAS (Net of flare and loss)                                  | MMSCMD       | 94.72   | 89.57   | 85.08   | 83.0                  |
| 6      | AVERAGE CRUDE OIL PRICES   | USD/BBL      | 105.52  | 84.16   | 46.18   | 47.56                 |
| 7      | IMPORTS & EXPORTS :  |              |         |         |         |                       |
|        | CRUDE OIL (IMPORTS)  | \$ Billion   | 143.0   | 112.7   | 64.0    | 70.02                 |
|        | PETROLEUM PRODUCTS-(IMPORTS)   | \$ Billion   | 12.4    | 12.2    | 10.0    | 10.6                  |
|        | PETROLEUM IMPORTS (CRUDE OIL+POL PRODUCTS)                           | \$ Billion   | 155.4   | 124.9   | 74.0    | 80.8                  |
|        | PETROLEUM PRODUCTS EXPORTS   | \$ Billion   | 60.7    | 47.3    | 27.1    | 29.0                  |
| 8      | GROSS PETROLEUM IMPORTS AS % OF INDIA'S GROSS IMPORTS IN VALUE TERMS | %            | 34.5    | 27.9    | 19.4    | 21.0                  |
| 9      | GROSS PETROLEUM EXPORTS AS % OF INDIA'S GROSS EXPORTS IN VALUE TERMS | %            | 19.3    | 15.2    | 10.3    | 10.5                  |
| 10     | IMPORT DEPENDENCY (Based on consumption)                             | %            | 77.6    | 78.5    | 80.9    | 81.09                 |
| 11     | FDI INFLOWS IN P&NG SECTOR   | USD Mil-lion | 112.23  | 1079.02 | 103.02  | 76.00<br>(April-Nov.) |

Sources: Petroleum Planning & Analysis Cell & MOP&NG.

## APPORTIONMENT OF CESS BETWEEN 1974 to 2017-18 AND ITS UTILIZATION BY OIDB

Rs. in crore

| Year                    | Collection of cess on crude oil by Govt. | Payment made to OIDB by Govt. | Loan disbursed by OIDB | Grant disbursed by OIDB | Accretion to OID Fund |
|-------------------------|--|-------------------------------|------------------------|-------------------------|-----------------------|
| 1974-75                 | 30.82                                    | 16.01                         | 16.00                  | -                       | -                     |
| 1975-76                 | 50.05                                    | 62.27                         | 61.63                  | 0.20                    | 2.03                  |
| 1976-77                 | 52.88                                    | 48.19                         | 51.69                  | 0.25                    | 5.32                  |
| 1977-78                 | 63.72                                    | 50.10                         | 54.67                  | 0.20                    | 8.59                  |
| 1978-79                 | 68.89                                    | 20.00                         | 26.11                  | 1.20                    | 9.76                  |
| 1979-80                 | 69.70                                    | 140.00                        | 165.56                 | 0.22                    | 16.75                 |
| 1980-81                 | 60.40                                    | 25.01                         | 91.51                  | 1.04                    | 34.78                 |
| 1981-82                 | 138.97                                   | 142.92                        | 187.90                 | 1.59                    | 41.03                 |
| 1982-83                 | 268.83                                   | 100.00                        | 235.44                 | 0.46                    | 59.30                 |
| 1983-84                 | 812.80                                   | -                             | 124.87                 | 1.01                    | 47.00                 |
| 1984-85                 | 850.12                                   | -                             | 233.20                 | 4.89                    | 82.41                 |
| 1985-86                 | 897.66                                   | -                             | 70.97                  | 7.36                    | 97.55                 |
| 1986-87                 | 981.50                                   | -                             | 165.04                 | 9.52                    | 103.54                |
| 1987-88                 | 1806.60                                  | -                             | 242.01                 | 5.42                    | 108.48                |
| 1988-89                 | 2013.64                                  | 63.09                         | 260.39                 | 11.37                   | 121.55                |
| 1989-90                 | 2914.57                                  | 50.00                         | 241.09                 | 8.64                    | 129.31                |
| 1990-91                 | 2785.15                                  | 89.81                         | 294.94                 | 6.52                    | 259.03                |
| 1991-92                 | 2500.64                                  | 95.00                         | 1029.83                | 9.71                    | 287.32                |
| 1992-93                 | 2207.61                                  | -                             | 706.20                 | 11.29                   | 267.30                |
| 1993-94                 | 2175.46                                  | -                             | 915.82                 | 12.22                   | 396.51                |
| 1994-95                 | 2566.16                                  | -                             | 276.27                 | 26.15                   | 319.49                |
| 1995-96                 | 2819.52                                  | -                             | 822.38                 | 27.29                   | 395.50                |
| 1996-97                 | 2558.03                                  | -                             | 1428.21                | 44.24                   | 494.98                |
| 1997-98                 | 2528.74                                  | -                             | 1513.65                | 37.80                   | 510.55                |
| 1998-99                 | 2448.18                                  | -                             | 1107.15                | 51.24                   | 544.82                |
| 1999-00                 | 2589.44                                  | -                             | 980.32                 | 45.41                   | 615.52                |
| 2000-01                 | 2582.21                                  | -                             | 1144.83                | 57.15                   | 565.01                |
| 2001-02                 | 2722.79                                  | -                             | 1504.25                | 96.51                   | 613.85                |
| 2002-03                 | 4873.17                                  | -                             | 1790.50                | 123.07                  | 355.61                |
| 2003-04                 | 4919.49                                  | -                             | 520.00                 | 77.21                   | 247.36                |
| 2004-05                 | 5033.97                                  | -                             | 2211.83                | 75.18                   | 251.17                |
| 2005-06                 | 4857.58                                  | -                             | 760.00                 | 89.51                   | 348.61                |
| 2006-07                 | 6875.53                                  | -                             | 1827.90                | 211.45                  | 509.17                |
| 2007-08                 | 6854.00                                  | -                             | 1982.10                | 105.80                  | 349.61                |
| 2008-09                 | 6680.94                                  | -                             | 3043.00                | 135.94                  | 367.68                |
| 2009-10                 | 6637.13                                  | -                             | 2779.00                | 151.59                  | 347.21                |
| 2010-11                 | 7671.44                                  | -                             | 1388.41                | 128.77                  | 329.83                |
| 2011-12                 | 8065.46                                  | -                             | 1862.59                | 140.32                  | 323.36                |
| 2012-13                 | 14473.16                                 | -                             | 2307.00                | 152.46                  | 267.36                |
| 2013-14                 | 14542.38                                 | -                             | 2487.65                | 151.68                  | 252.85                |
| 2014-15                 | 14677.24                                 | -                             | 1459.85                | 310.64                  | 231.40                |
| 2015-16                 | 14468.94                                 | -                             | 1914.48                | 275.24                  | 242.16                |
| 2016-17                 | 12778.20                                 | -                             | 676.47                 | 576.38                  | 8.55                  |
| 2017-18<br>(30.09.2017) | 6324.41                                  | -                             | 193.15                 | 314.52                  | -                     |
| <b>Total</b>            | <b>181298.12*</b>                        | <b>902.40</b>                 | <b>41155.86</b>        | <b>3498.66</b>          | <b>10569.21</b>       |

\* Sources of information: ONGC, OIL & DGH (till 30.09.2017).

## OIDB BUDGET AT A GLANCE

Rs. in crore

| Sl. No. | Heads   | FY. - 2017-18  |                |               | FY. - 2018-19  |
|---------|---|----------------|----------------|---------------|----------------|
|         |   | BE             | RE             | Actual        | BE             |
| 1       | <b>Grant to Regular Grantee Institutes</b>                              |                |                |               |                |
| i).     | DGH   | 262.56         | 201.60         | 189.50        | 274.50         |
| ii).    | PCRA  | 74.00          | 48.55          | 43.88         | 55.13          |
| iii).   | CHT   | 32.25          | 34.60          | 32.12         | 31.90          |
| iv).    | PPAC  | 25.99          | 25.19          | 21.34         | 27.93          |
| v).     | OISD  | 17.90          | 16.39          | 16.39         | 20.24          |
|         | <b>Total (A)</b>  | <b>412.70</b>  | <b>326.33</b>  | <b>303.23</b> | <b>409.70</b>  |
| 2       | <b>Grants to R&amp;D activities</b>                                     | 13.75          | 11.04          | 10.88         | 15.00          |
| 3       | <b>Other Grants</b>   | 80.50          | 0.50           | 0.41          | 0.50           |
| 4       | <b>ISPRL Phase-II project</b>   | 0.00           | 0.00           | 0.00          | 25.00          |
| 5       | <b>Total (B)</b>  | <b>94.25</b>   | <b>11.54</b>   | <b>11.29</b>  | <b>40.50</b>   |
| 6       | <b>Loan</b>   | 1445.89        | 882.27         | 193.15        | 4000.00        |
| 7       | <b>Advances</b>   | 0.00           | 21.50          | 21.50         | 617.16         |
| 8       | <b>Equity in ISPRL</b>  | 117.00         | 111.00         | 111.00        | 138.00         |
|         | <b>Total (c)</b>  | <b>1562.89</b> | <b>1014.77</b> | <b>325.65</b> | <b>4755.16</b> |
| 9       | <b>Admn. &amp; other Exp.</b>   |                |                |               |                |
| i).     | Capital Expenditure   | 54.50          | 4.55           | 0.05          | 3.90           |
| ii).    | MM Cell & contract Expenses   | 6.50           | 6.90           | 5.25          | 7.00           |
| iii).   | Hydrocarbon Sector Skill Council (HSSC)                                 | 0.00           | 1.00           | 1.00          | 2.00           |
| iv).    | Expenses on OIDB employees terminal benefit (Pension & Gratuity)        | 2.00           | 2.00           | 1.17          | 3.00           |
| v).     | Maintenance and operation of OIDB's office building facilities at NOIDA | 10.48          | 11.26          | 8.77          | 11.77          |
| vi)     | Revenue and Admn. Exp.  | 5.71           | 5.16           | 4.16          | 6.38           |
|         | <b>Total (D)</b>  | <b>79.19</b>   | <b>30.87</b>   | <b>20.40</b>  | <b>34.05</b>   |
|         | <b>Grand Total (A+B+C+D)</b>  | <b>2149.03</b> | <b>1383.51</b> | <b>660.57</b> | <b>5239.41</b> |

## COMPOSITION OF OIDB FUND

| Sl. No. | Particulars  | Fund as on 31.03.2018<br>(Rs. in crore) |
|---------|--|---|
| 1.      | Outstanding loan with Oil PSUs                                   | 3995.00                                 |
| 2.      | Equity contribution in ISPRL                                     | 3698.16                                 |
| 3.      | Equity contribution in BLL                                       | 50.34                                   |
| 4.      | Fund available in the shape of FDRs etc. in OIDB's Bank Accounts | 3443.82                                 |
|         | <b>Total Fund</b>  | <b>11187.32</b>                         |

## GRANTS BUDGETED AND RELEASED (DURING FY-2014-15 TO 2016-17)

Rs. in Crore

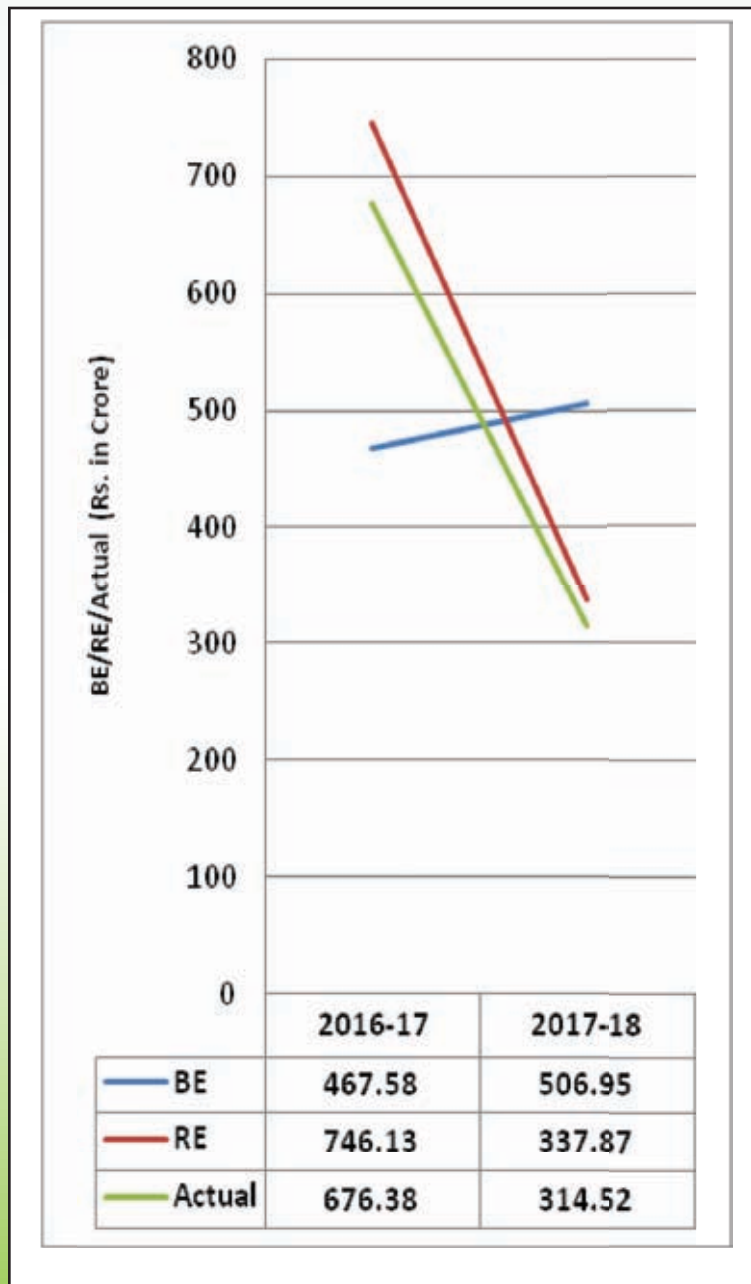
| Name of the Grantee Institutes  | 2014-15       |               |               | 2015-16       |               |               | 2016-17       |               |               |
|---|---------------|---------------|---------------|---------------|---------------|---------------|---------------|---------------|---------------|
|   | BE            | RE            | Actual        | BE            | RE            | Actual        | BE            | RE            | Actual        |
| <b>Regular Grant</b>  |               |               |               |               |               |               |               |               |               |
| DGH   | 124.00        | 155.76        | 137.95        | 257.99        | 134.15        | 121.51        | 203.48        | 155.82        | 121.53        |
| PCRA  | 44.71         | 44.71         | 40.86         | 71.07         | 47.13         | 41.13         | 74.00         | 64.00         | 41.25         |
| CHT   | 15.62         | 22.25         | 10.38         | 31.02         | 20.14         | 19.59         | 28.25         | 20.10         | 19.82         |
| PPAC  | 18.63         | 22.69         | 16.25         | 19.04         | 19.63         | 17.77         | 21.63         | 21.21         | 20.82         |
| OISD  | 16.00         | 14.84         | 14.83         | 15.55         | 16.18         | 15.05         | 17.67         | 16.98         | 16.06         |
| <b>Total (A)</b>  | <b>218.96</b> | <b>260.25</b> | <b>220.27</b> | <b>394.67</b> | <b>237.23</b> | <b>215.05</b> | <b>345.03</b> | <b>278.11</b> | <b>219.48</b> |
| <b>Research &amp; Development</b>                                       |               |               |               |               |               |               |               |               |               |
| NGRI, Hyderabad   | 0.27          | 0.07          | 0.00          | 0.00          | 0.10          | 0.00          | 0.10          | 0.00          | 0.00          |
| CBM, Govt. of Rajasthan   | 4.30          | 0.83          | 0.83          | 0.00          | 0.00          | 0.00          | 0.00          | 0.00          | 0.00          |
| BIT, Ranchi   | 0.39          | 0.00          | 0.00          | 0.00          | 0.00          | 0.00          | 0.00          | 0.00          | 0.00          |
| IIT, Mumbai   | 0.18          | 0.00          | 0.00          | 0.00          | 0.00          | 0.00          | 0.00          | 0.00          | 0.00          |
| IIP Dehradun  | 0.00          | 0.90          | 0.00          | 0.00          | 0.00          | 0.00          | 1.62          | 0.00          | 0.00          |
| CIPET, Chennai  | 0.10          | 0.00          | 0.00          | 0.00          | 0.00          | 0.00          | 0.00          | 0.00          | 0.00          |
| IOCL, R&D   | 0.09          | 0.00          | 0.00          | 0.00          | 0.00          | 0.00          | 0.00          | 0.00          | 0.00          |
| NGHP projects   | 162.96        | 152.00        | 0.31          | 158.48        | 309.23        | 1.05          | 8.91          | 321.02        | 321.02        |
| INDIAdept Technology, Guwahati  | 17.00         | 9.09          | 3.70          | 43.50         | 49.32         | 38.50         | 29.28         | 37.00         | 35.88         |
| <b>Total (B)</b>  | <b>185.29</b> | <b>162.89</b> | <b>4.84</b>   | <b>201.98</b> | <b>358.65</b> | <b>39.55</b>  | <b>39.91</b>  | <b>358.02</b> | <b>356.90</b> |
| <b>Other Grants</b>   |               |               |               |               |               |               |               |               |               |
| Sectoral Innovation Council, P&NG Sector                                | 1.00          | 0.00          | 0.00          | 0.00          | 0.00          | 0.00          | 0.00          | 0.00          | 0.00          |
| RGIPT Rai Bareli (Temporary advance)                                    | 98.63         | 92.47         | 85.53         | 13.69         | 20.64         | 20.64         | 0.00          | 100.00        | 100.00*       |
| RGIPT Assam   | 0.00          | 0.00          | 0.00          | 20.00         | 7.00          | 0.00          | 80.00         | 10.00         | 0.00          |
| Distribution of Smart Card for PDS/Kerosene and Domestic LPG by OMC's   | 3.28          | 2.32          | 0.00          | 0.00          | 0.00          | 0.00          | 2.32          | 0.00          | 0.00          |
| DFR/PFR for Strategic Storage of Crude Oil                              | 0.00          | 0.55          | 0.00          | 0.00          | 0.00          | 0.00          | 0.00          | 0.00          | 0.00          |
| Reimb. of exp. to OIL in r/o payment to Committee constituted by MOP&NG | 0.00          | 0.00          | 0.00          | 0.00          | 0.00          | 0.00          | 0.32          | 0.00          | 0.00          |
| <b>Total (C)</b>  | <b>102.91</b> | <b>95.34</b>  | <b>85.53</b>  | <b>33.69</b>  | <b>27.64</b>  | <b>20.64</b>  | <b>82.64</b>  | <b>110.00</b> | <b>100.00</b> |
| <b>Grand Total (A+B+C)</b>  | <b>507.16</b> | <b>518.48</b> | <b>310.64</b> | <b>630.34</b> | <b>623.52</b> | <b>275.24</b> | <b>467.58</b> | <b>746.13</b> | <b>676.38</b> |

\*Advance to RGIPT.

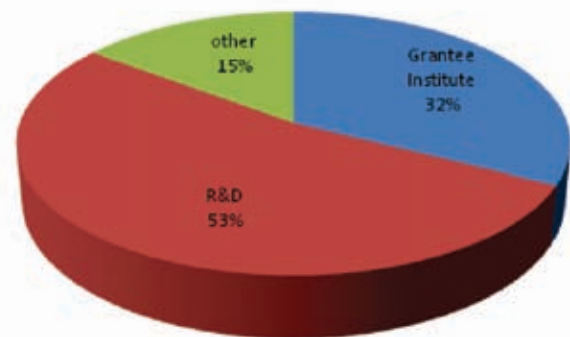
## GRANTS BUDGETED AND RELEASED DURING THE FY-2017-18

(Rs. in crore)

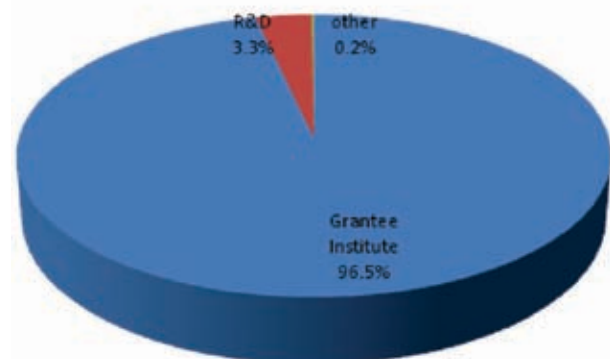
| FY-2017-18               | DGH    | CHT   | OISD  | PCRA  | PPAC  | R&D   | Others | Total  |
|--------------------------|--------|-------|-------|-------|-------|-------|--------|--------|
| Grants budgeted (RE)     | 201.60 | 34.60 | 16.39 | 48.55 | 25.19 | 11.04 | 0.50   | 337.87 |
| Total Grants released    | 189.50 | 32.12 | 16.39 | 43.88 | 21.34 | 10.88 | 0.41   | 314.52 |
| Utilization (in % of RE) | 94%    | 93%   | 100%  | 90%   | 85%   | 99%   | 82%    | 93%    |



### COMPOSITION OF GRANT F.Y. 2016-17

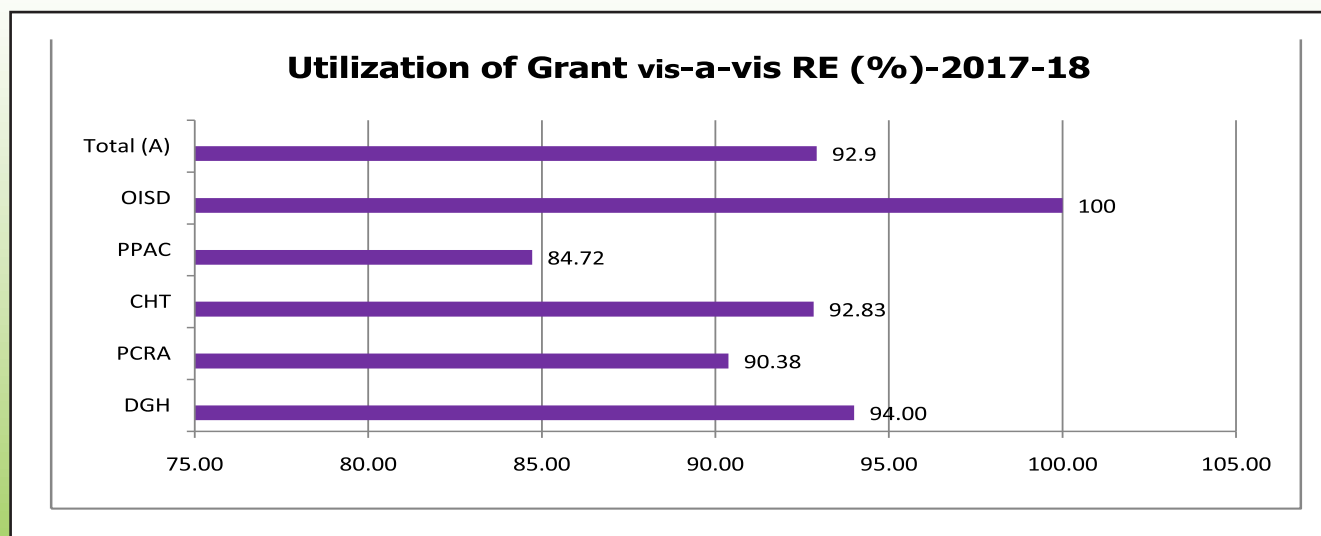
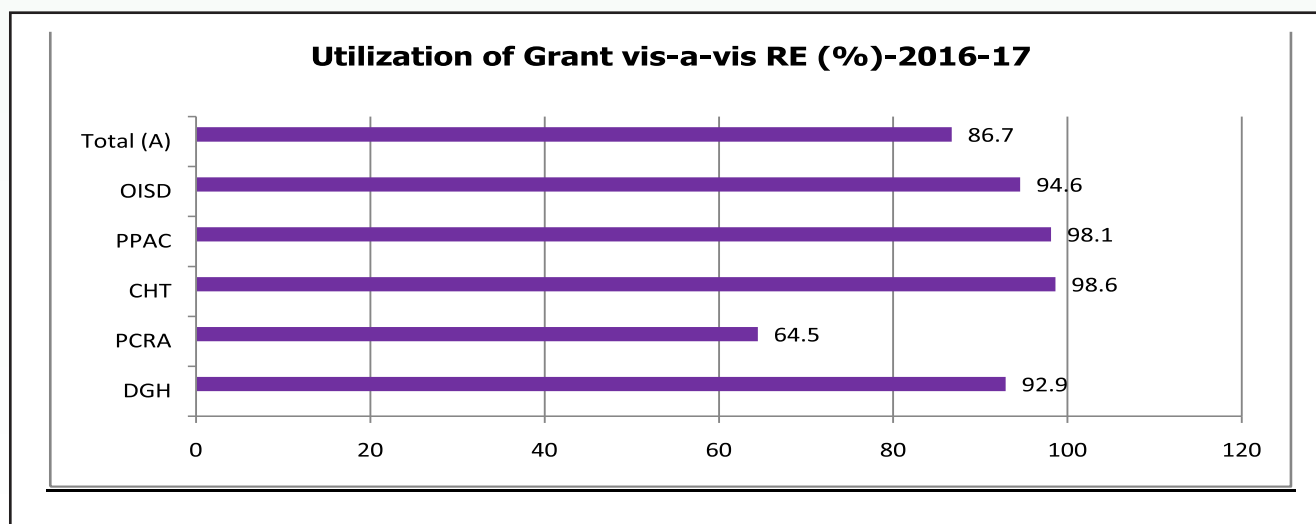
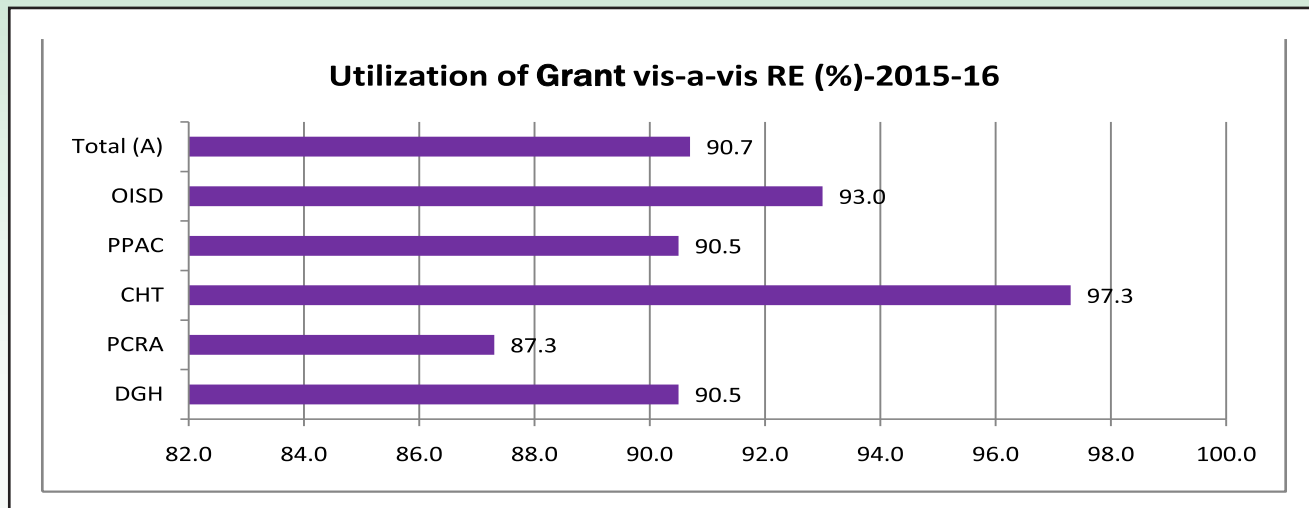


### COMPOSITION OF GRANT F.Y. 2017-18





## ACTUAL UTILISATION OF GRANTS BY REGULAR GRANTEE INSTITUTES VIS-À-VIS BUDGET (RE)

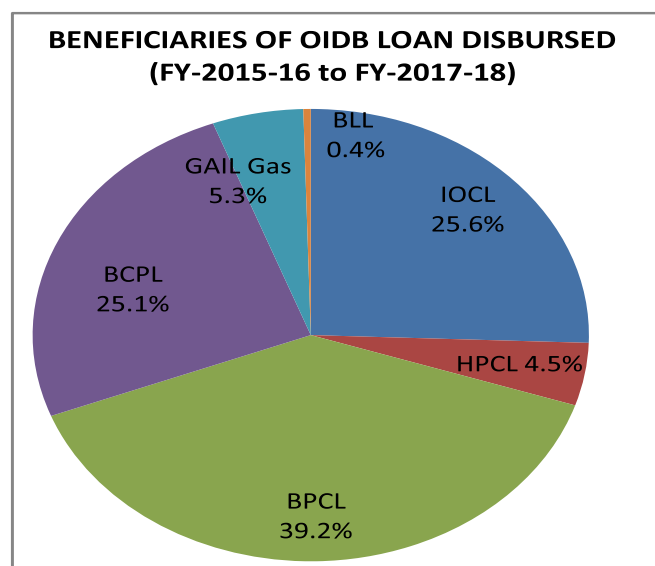
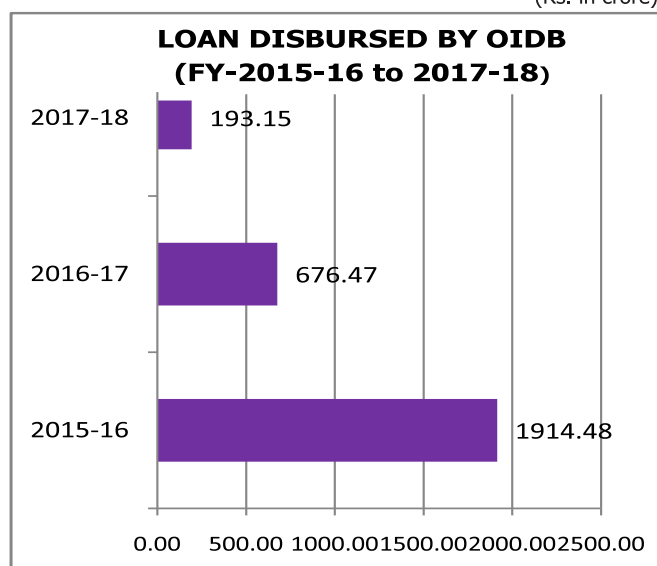


## LOAN DISBURSED BY OIDB DURING THE F.Y.-2015-16 TO 2017-18

(Rs. in crore)

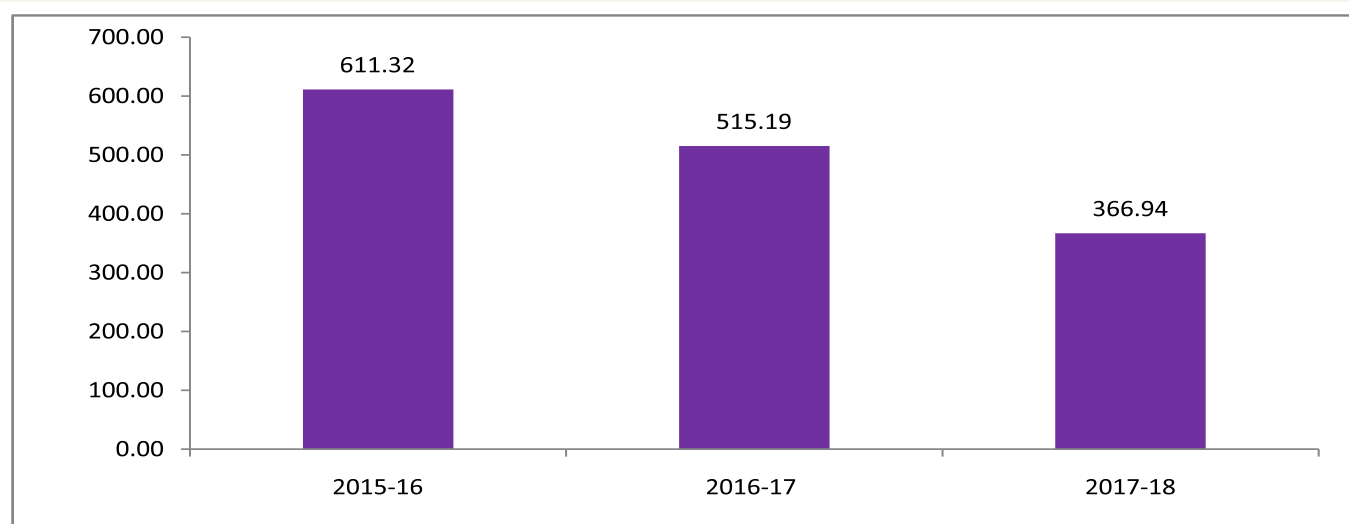
| Name of the Oil PSUs | Financial Year |               |               |                |
|----------------------|----------------|---------------|---------------|----------------|
|                      | 2015-16        | 2016-17       | 2017-18       | Total          |
| IOCL                 | 711.25         | 0.00          | 0.00          | 711.25         |
| HPCL                 | 124.75         | 0.00          | 0.00          | 124.75         |
| BPCL                 | 744.25         | 346.00        | 0.00          | 1090.25        |
| BCPL                 | 298.00         | 243.12        | 157.58        | 698.70         |
| GAIL Gas             | 24.23          | 87.35         | 35.57         | 147.15         |
| BLL                  | 12.00          | 0.00          | 0.00          | 12.00          |
| <b>Total</b>         | <b>1914.48</b> | <b>676.47</b> | <b>193.15</b> | <b>2784.10</b> |

(Rs. in crore)



## INTEREST RECEIVED ON OIDB LOAN FOR THE FY-2015-16 TO FY-2017-18

(Rs. in crore)



## LIST OF PROJECTS FINANCED THROUGH OIDB LOAN (During the FY- 2015-16 to 2017-18)

| Name of the Organization | Name of the projects  |
|--------------------------|---|
| IOCL                     | 1. Paradip Refinery Project.<br>2. Paradip Raipur Ranchi Product Pipeline.<br>3. Debottlenecking of SMPL.<br>4. Paradip Haldia Durgapur LPG Pipeline. |
| HPCL                     | 5. Rewari Mathura Kanpur Pipeline.<br>6. Mangalore Bangalore LPG Pipeline.  |
| BPCL                     | 7. Integrated Refinery Expansion Project Kochi,<br>8. CDU/VDU Project Mumbai,<br>9. Kota Jobner Pipeline.   |
| BCPL                     | 10. Brahmaputra Cracker and Polymer Project (Assam Gas Cracker Project)   |
| GAIL Gas Limited         | 11. City gas distribution project in 4 cities Dewas, Kota, Meerut and Sonipat.<br>12. City gas distribution project in the city of Bangaluru.         |

### EQUITY INVESTMENT

| (A) EQUITY IN ISPRL                      |                        |
|--|------------------------|
| Equity Approved by Govt. (Amount in Rs.) | <b>3832,56,00,000</b>  |
| Financial Year                           | <b>Equity Released</b> |
| 2005-06                                  | 4,33,00,000*           |
| 2006-07                                  | 32,53,28,453           |
| 2007-08                                  | 63,26,16,099           |
| 2008-09                                  | 193,29,90,214          |
| 2009-10                                  | 226,21,99,208          |
| 2010-11                                  | 442,35,41,829          |
| 2011-12                                  | 570,12,04,367          |
| 2012-13                                  | 811,54,79,687          |
| 2013-14                                  | 548,00,29,375          |
| 2014-15                                  | 323,91,43,775          |
| 2015-16                                  | 241,03,00,000          |
| 2016-17                                  | 130,55,00,000          |
| 2017-18                                  | 111,00,00,000          |
| Total                                    | <b>3698,16,33,007</b>  |
| (B) EQUITY IN BIECCO LAWRIE LTD.         |                        |
| 1994-95                                  | 17,58,00,000           |
| 2011-12                                  | 32,75,85,000           |
| Total                                    | <b>50,33,85,000</b>    |
| GRAND TOTAL (A+B)                        | <b>3748,50,18,007</b>  |

\*including Rs. 1.00 crore initial contributed by IOCL.

**EVENTS ORGNIZED BY OIDB DURING THE QUARTER ENDING MARCH, 2018**  
**OIDB's 43rd FOUNDATION DAY ON 13th JANUARY, 2018**



Lightning of Lamp by Secy., OIDB



Secy., OIDB, FA&CAO, OIDB & invited Poets



Release of OIDB'S Souvenir



Group photo

**28 मार्च को 'हिंदी के काम में आने वाली कठनाईयाँ और उनका समाधान' विषय पर कार्यशाला**



**तेल उद्योग विकास बोर्ड**  
 पेट्रोलियम एवं प्राकृतिक गैस मंत्रालय, भारत सरकार



**Oil Industry Development Board**  
 Ministry of Petroleum & Natural Gas, Government of India

Registered Office: 301, World Trade Centre, 3rd Floor, Babar Road, New Delhi-110001  
 Corporate Office : OIDB, Bhawan, "C" Block, Plot No. 2, Sector-73, Noida-201301 (U.P.)  
 Visit Oil Industry Development Board, website "<http://oidb.gov.in>"